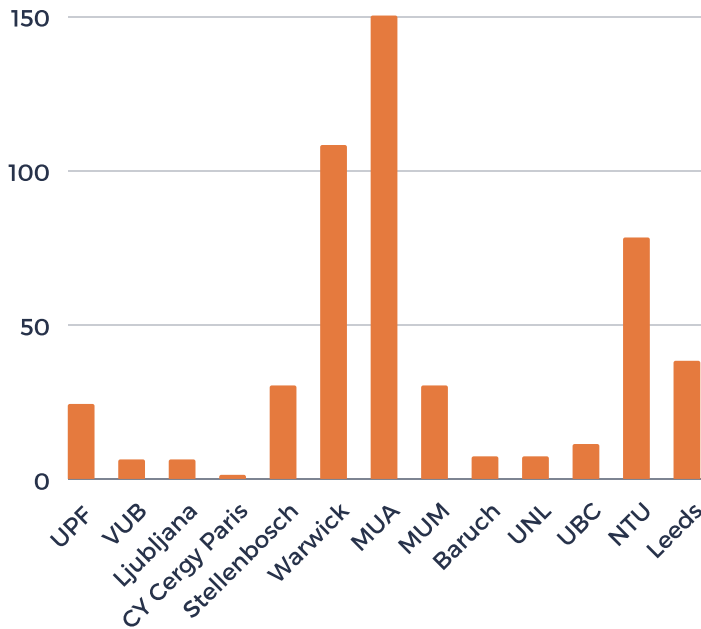


ICUR 2020

AT A GLANCE

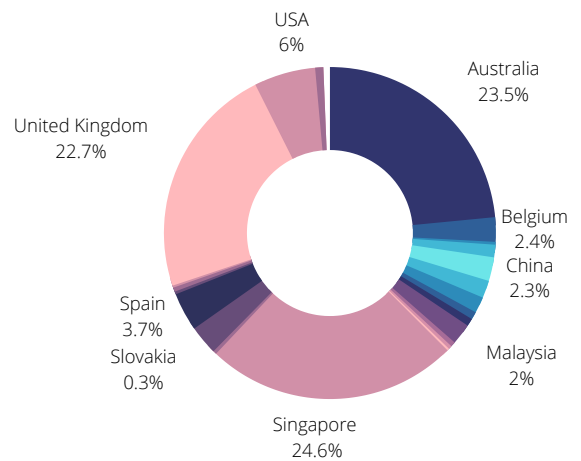


STUDENT PRESENTERS

In 2020, 547 students presented across 109 internationally linked webinar sessions. This represents a 54% increase over 2019. Students from 13 institutions located on 5 continents presented their undergraduate research work.

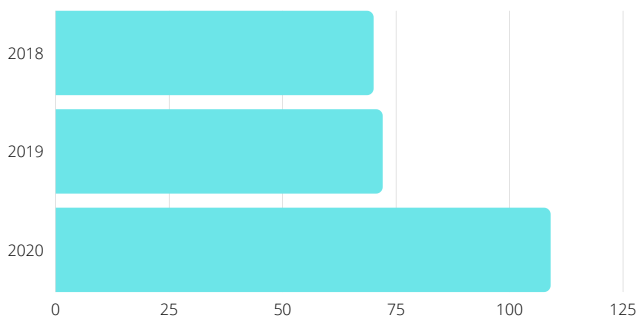
People from 40 countries registered with the ICUR App to view our presentation sessions, with 2516 registered app users in total and an average of 23 audience members per session.

ICUR AUDIENCE



Our new webinar format allows us to include more panel presentations over the 48 hours available for the conference: moving from an average of 70 to over 100 sessions.

ICUR PRESENTATION SESSIONS



547

Total number of undergraduate presenters

13

Institutions involved across five continents

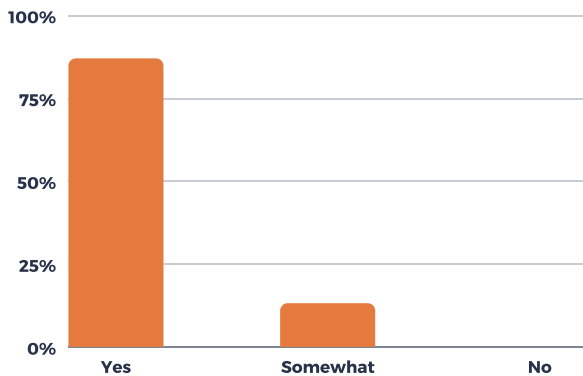
2516

Unique views of the 109 webinar sessions

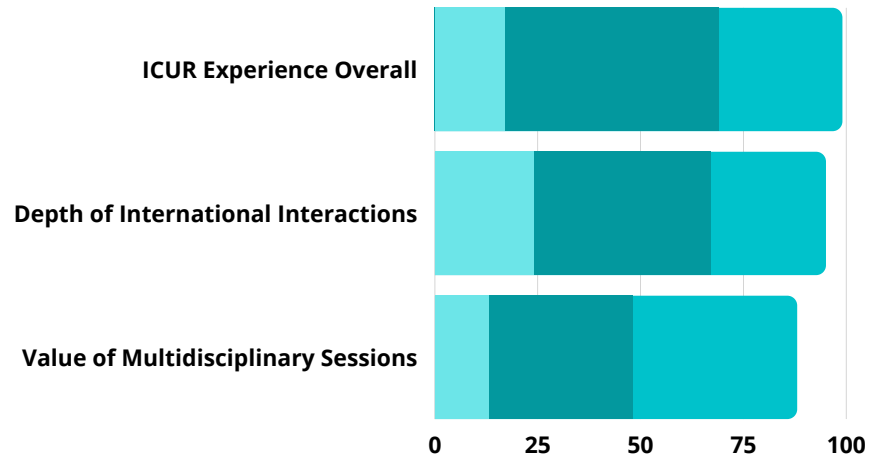
ICUR 2020

STUDENT FEEDBACK

HAS ICUR ADDED VALUE TO YOUR UNIVERSITY EXPERIENCE?



SATISFACTION LEVELS WITH ASPECTS OF ICUR (PERCENTAGE CHOOSING 3, 4 OR 5)



WOULD YOU RECOMMEND PRESENTING AT ICUR TO OTHER STUDENTS?

Yes. It is a nice training for presentations and a way to add value to your curriculum.

Aris, MA in Southeastern European Studies

Definitely, it's a way to further work on your research.

UPF Student, Global Studies

I believe it is an amazing opportunity for students to get involved with their academic experience in a different way, and really make the most out of their endeavours in research. It is an opportunity to share and learn within a diverse community of friendly, enthusiastic people!

Fernando, Chemistry

Yes, it was extremely rewarding and was invaluable experience in writing a presentation and presenting.

Thea, Liberal Arts

99%

Would recommend presenting at ICUR to another student

100%

Said that the presentations they heard at ICUR were of a reasonable or high standard

87%

Said that ICUR added significant value to their university experience